



Counter Collection Slim Counter

Slim cultured marble counter is made with a thin profile, and is suitable for mounting onto a cabinet or joinery item.



Description

The sleek Slim Counter can be made to fit, with option to customise the length, width and height.

Add-ons such as upstand, splashback and towel rails can be included to your bespoke counter unit.

Counters are manufactured in a variety of gel coat colours, which come in a satin and gloss finish.

External Counter Dimensions


Length 600 - 2000

Width 300-600


Counter thickness 16-30mm

Upstand 16-200

Gel-coat Colours




Cotton White



Sand




Taupe



Concrete Grey



Charcoal



Midnight Black



Perspectives of Slim Counter



Front Elevation



Side Elevation




Plan



Side Perspective



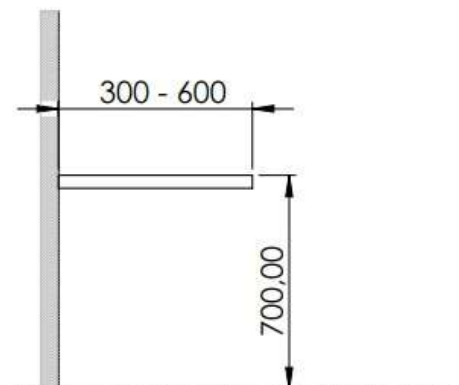
Box Counter | 3D line drawings



A



B



C

- A Plan of Slim Counter
- B Front Elevation of Slim Counter
- C Side Elevation of Slim Counter



Material & Care Tips

Marblecast counters are made from a mixture of crushed marble and resin - 80% marble and 20% resin.

The material is mixed together and a small amount of catalyst is added.

The catalyst reacts with the resin and ensures that the resin polymerizes and hardens into a hard, strong mass.

This mass is then moulded into highly durable bathroom ware.

Marble material is sealed with gel coat, providing a polished or satin surface finish in a variety of colours.

Clean with a soft cloth or sponge using soap or mild detergent and warm water.

The use of abrasive pads or chemical abrasives will dull the product over time.

Stains can be removed by hand with a white polishing compound.

